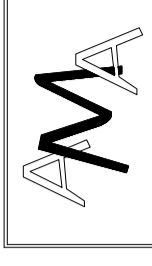


NOTES

- 1 THIS DRAWING IS COPYRIGHT, NO PORTION IS TO BE USED WITHOUT PRIOR CONSENT.
- 2 THIS DRAWING IS TO BE READ IN CONJUNCTION WITH ALL OTHER RELEVANT ARCHITECTS AND ENGINEERS DRAWINGS.
- 3 DO NOT SCALE THIS DRAWING USE FIGURED DIMENSIONS ONLY. DO NOT TAKE DIMENSIONS FROM ELECTRONIC COPIES WITHOUT REFERENCE TO ALAN MCEWAN ASSOCIATES LTD IN EVERY INSTANCE.
- 4 ALL MATERIALS AND WORKMANSHIP ARE TO COMPLY WITH THE RELEVANT CURRENT BRITISH STANDARDS' AND - WHERE REQUIRED BY THE EMPLOYER- TO NHBC STANDARDS.
- 5 NOTHING ON THIS DRAWING SHALL BE CONSTRUED AS REQUIRING ANY BLOCKS THAT WEIGH MORE THAN 20 kg TO BE LAID IN COURSED MASONRY.

P2	UPDATED TO HAVING COMMENTS	22.06.12
P1	FOR DISCUSSION	15.5.12
Rev	Description	Date



CONSULTING
CIVIL AND
STRUCTURAL
ENGINEERS

Alan McEwan Associates Ltd

Suite 3,
118 East Barnet Road
New Barnet, Herts EN4 8RE
Telephone 020-8440 1183
Fax 020-8440 1185
e-mail ama@amacl.co.uk

Project

**218-228 Crow Lane
Romford**

Drawing

**Proposed Speed Table
Junction of Crow Lane,
Ravens Close and Seabrook Gardens**

Drawn

Checked

Scale

1:1250, 1:200, 1:20-A2

Date

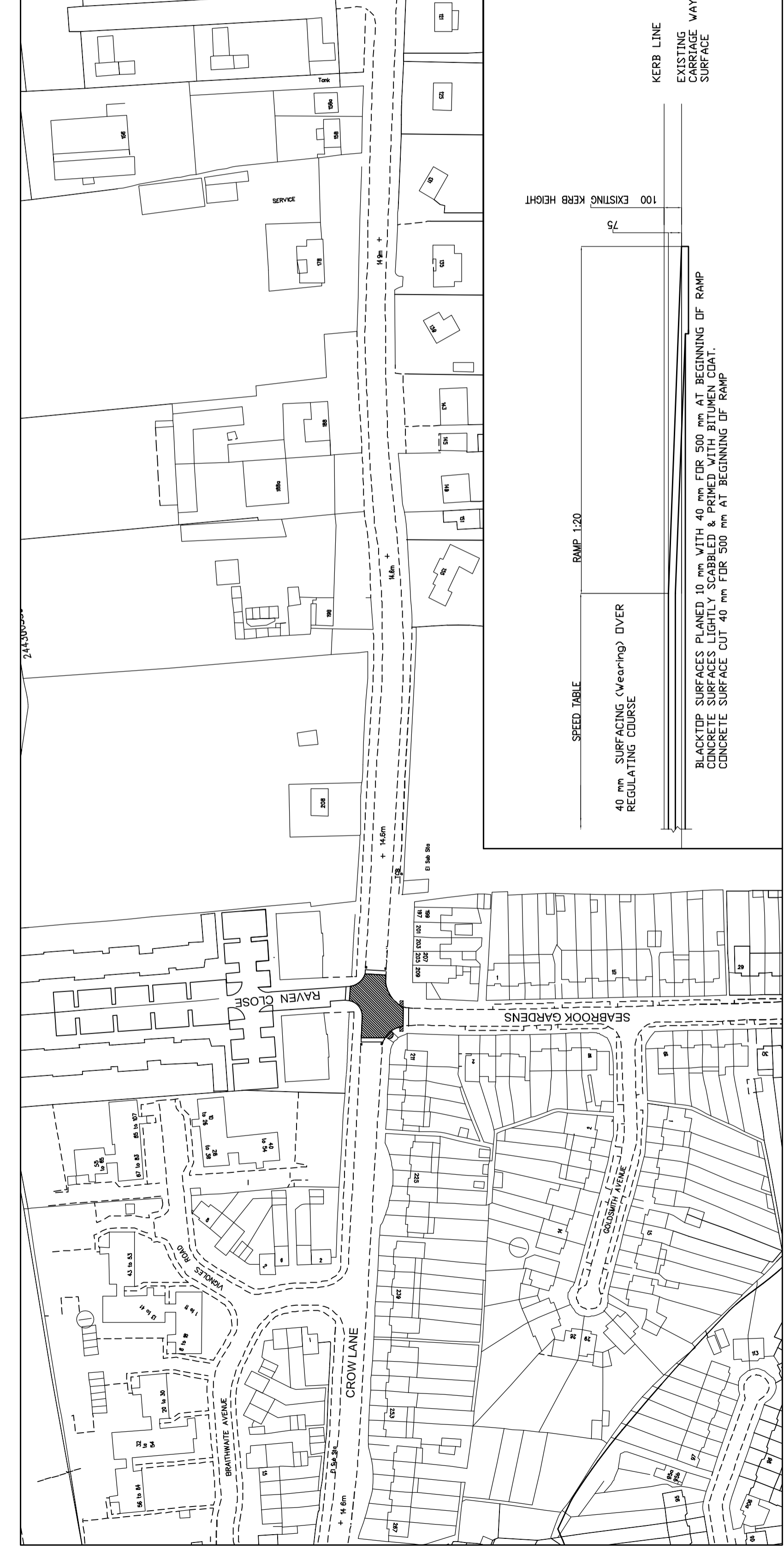
Stage

Dwg. No.

Rev

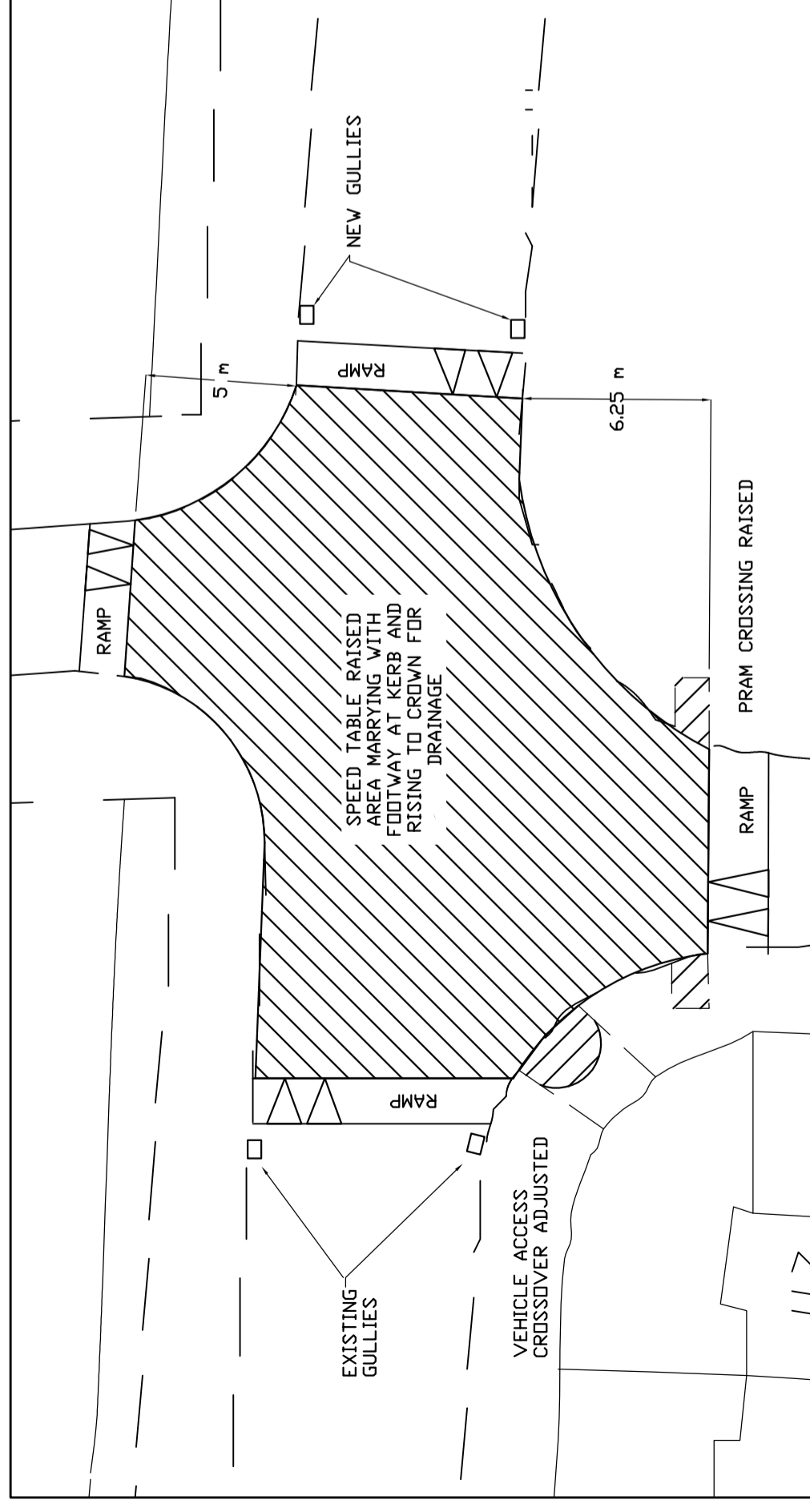
4993 SK 52

P2



LOCATION PLAN 1:1250

INDICATIVE SECTION THROUGH RAMP 1:20



SPEED TABLE PLAN 1:200